



THE ODYSSEY™ BATTERY INGENUOUSLY USES ABSORBED GLASS MAT (AGM) TECHNOLOGY TO OFFER, IN ONE BOX, THE CHARACTERISTICS OF TWO SEPARATE BATTERIES. IT CAN DEEP CYCLE AS WELL AS PROVIDE ENORMOUS CRANKING POWER - IT IS ALMOST AS IF A CHAMPION LONG DISTANCE RUNNER AND A WORLD CLASS SPRINTER ARE ONE AND THE SAME PERSON.

These batteries are capable of providing engine cranking pulses in excess of 2250A for 5 seconds as well as 400 charge/discharge cycles to 80% depth of discharge (DOD). A typical starting, lighting and ignition (SLI) battery can do one or the other, but not both. It is either a sprinter or a long distance runner; ODYSSEY batteries will do both — provide short duration high amperage pulse or low rate long duration drains.



GUARANTEED LONGER SERVICE LIFE

With an eight to twelve year design life (float) and a three to ten year service life, ODYSSEY saves you time and money because you do not have to replace the battery as often. ODYSSEY is warranted against factory defects for two full years in powersports, three full years in automotive, commercial and heavy-duty marine applications and, in the case of PC1500/34, PC1500/34M, PC1500/34-78, PC1700/65, PC2150/31 and PC2250 batteries, four years in all applications. Since actual warranty can vary with your geographical location, please check with your ODYSSEY representative for the warranty specific to your application.

SUPERIOR CRANKING AND FAST CHARGE CAPABILITY

The 5 second cranking power of ODYSSEY batteries is double to triple that of equally sized conventional batteries, even when the temperature is as low as - 40°C (-40°F), -30°C (-22°F) for PC2250. Also, with simple constant voltage charging (alternator or independent charger), there is no limitation on the inrush current, so the user is assured of fast charge recovery.

MOUNTING FLEXIBILITY

The ODYSSEY battery may be installed in any orientation (except inverted) without sacrificing any performance attributes. There is no fear of any acid spillage as ODYSSEY recycles the internal gas during operation or charging. The sealed design of the ODYSSEY battery eliminates the need for an acid vent tube; eliminating the fear of acid burns or damage to expensive chrome or paint.

SUPERIOR VIBRATION RESISTANCE

ODYSSEY batteries are of military grade technology and have endured rigorous tests that demonstrate their overall ruggedness and exceptional tolerance of mechanical abuse.

READY OUT OF THE BOX

ODYSSEY batteries are shipped fully charged. If ODYSSEY'S voltage is 12.65V or greater, simply install the battery in your vehicle and you are ready to go! If below 12.65V, boost charge following the instructions in the ODYSSEY Owner's Manual and/or Technical Manual. Putting a boost on the battery will not damage it, even if its voltage reads higher than 12.65V.

WORRY-FREE SHIPPING





















Owing to the drycell design, the US Department of Transportation (USDOT) has classified the ODYSSEY battery as a nonspillable, so it may be shipped worry-free by express service or by air.

LONGER STORAGE LIFE

Unlike conventional batteries that require a recharge every six to twelve weeks, the ODYSSEY battery can be stored for up to two years at 25°C (77°F) from a fully charged state. These batteries can be stored for two years or when the open circuit voltage (OCV) drops to 12.00V, whichever comes first.

DEEP DISCHARGE RECOVERY

Should ODYSSEY become deeply discharged, simply recharge following instructions in the ODYSSEY Owners Manual.

	MODEL	PHCA** (5 Sec)	CCA*	HCA	MCA	Nominal Capacity		Reserve Capacity Minutes	Length inches (mm)	Width inches (mm)	Height inches (mm)	Weight lbs (kg)	Terminal	Torque Specs in-lbs (Nm max)	Internal Resistance (mΩ)	Short Circuit Current
						(20 Hr Rate - Ah)	(10 Hr Rate - Ah)									
PC310		310	100	200	155	8	7	9	5.43 (138.0)	3.39 (86.0)	3.98 (101.0)	5.9 (2.7)		8.9 (1.0)	27.1	455A
PC535		535	200	300	265	14.8	13	21	6.70 (170.2)	3.90 (99.1)	6.125 (155.6)	12.0 (5.4)		40 (4.5)	8	1000A
PC545		545	185	300	240	14	12	18	7.00 (177.8)	3.37 (85.6)	5.17 (131.3)	12.6 (5.7)		50 (5.6)	10	1200A
PC625		625	265	440	350	18	17	27	6.70 (170.2)	3.90 (99.1)	6.89 (175.0)	13.2 (6.0)		40 (4.5)	7	1800A
PC680		680	220	370	300	17	16	24	7.27 (184.7)	3.11 (79.0)	6.67 (169.4)	15.4 (7.0)		50 (5.6)	7	1800A
PC925		925	380	625	500	28	27	52	6.64 (168.6)	7.05 (179.0)	5.04 (128.0)	26.0 (11.8)		60 (6.8)	5	2400A
PC1200		1200	550	860	725	44	40	78	7.87 (199.9)	6.66 (169.1)	6.80 (172.7)	38.2 (17.4)		60 (6.8)	4.5	2600A
PC1500/34		1500	880	1250	1050	68	62	135	10.85 (275.6)	6.99 (177.5)	7.82 (198.6)	49.5 (22.4)		60 (6.8)	2.5	3100A
PC1500/34M		1500	880	1250	1050	68	62	135	10.85 (275.6)	6.99 (177.5)	7.82 (198.6)	49.5 (22.4)		70 (7.9)	2.5	3100A
PC1500/34-78		1500	880	1250	1050	68	62	135	10.85 (275.6)	6.99 (177.5)	7.82 (198.6)	49.5 (22.4)		60 (6.8)	2.5	3100A
PC1700		1700	875	1325	1175	68	65	142	13.02 (330.7)	6.62 (168.2)	6.93 (176.0)	60.9 (27.6)		60 (6.8)	3.5	3500A
PC1700/65		1700	875	1325	1175	68	65	142	11.92 (302.8)	7.17 (182.1)	7.58 (192.5)	60.0 (27.2)		60 (6.8)	3.5	3500A
PC2150/31		2150	1150	1545	1370	100	92	205	13.00 (330.2)	6.80 (172.7)	9.41 (239.0)	77.8 (35.3)		150-200 (16.9-22.6)	2.2	5000A
PC2250		2250	1225	1730	1550	126	114	240	11.26 (286.0)	10.59 (269.0)	9.17 (233.0)	86.0 (39.0)		100 (11.0) For 3/8″ Stud only	2.1	5000A

\* Cold Start Performance S.A.E J537 JUNE 82    \*\*Pulse Current    † Can be fitted with brass automotive terminal  
All batteries are 12 Volt. All batteries are available with metal jackets, except PC310, PC535, PC625, PC1500/34, PC1500/34M, PC1500/34-78 and PC2250  
Operating temperature range: -40°C (-40°F) to 45°C (113°F) • -30°C (-22°F) for PC2250 • -40°C (-40°F) to 80°C (176°F) with metal jackets on all other sizes  
†† Drawing sizes are for terminal position reference only; diagrams are not proportionate to each other.



ODYSSEY TECHNOLOGY COMPARISON

	ODYSSEY	CONVENTIONAL
DESIGN LIFE	8-12 years (Float) @ 25°C (77°F)	5 years
SERVICE LIFE	3 to 10 years	1 to 5 years
ELECTROLYTE	Drycell ("starved electrolyte") no external leakage or corrosion	Most are acid flooded (causing acid burns and spills); some wet sealed or "gelled"
STORAGE LIFE	2 years before needing charge @ 25°C (77°F)	6-12 weeks before needing charge
SHIPPING	Air transportable; classified non spillable (less expensive)	Ground transport; classified as hazardous material (more expensive)
END OF LIFE	Battery slowly loses power at end of life; no catastrophic failure	Immediate and catastrophic loss of power (can leave you stranded)

**WARRANTY:**  
EnerSys Energy Products Inc. ("Manufacturer") warrants its ODYSSEY™ batteries to be free of defects in material and workmanship for the earlier of (a) the Applicable Warranty Period or (b) within 400 cycles to 80% depth of discharge, whichever occurs first. The Applicable Warranty Period is two (2) years for power sports applications; three (3) years in automotive, marine, commercial, and industrial applications; and, in the case of the PC1500/34, PC1500/34M, PC1500/34-78, PC1700/65, PC2150/31 and PC2250 batteries, four (4) years in all applications from the date of purchase with original receipt, or, if no receipt is available, from Manufacturer's shipping date. Within the warranty period, the battery will be replaced free of charge if adjustment is necessary due to defect in material or workmanship (not merely discharged). Simply return the battery to any authorized ODYSSEY dealer with the original receipt for a replacement. This warranty may vary from country to country; contact your authorized ODYSSEY wholesaler or dealer for the applicable warranty.



**EnerSys Energy Products Inc.**  
617 North Ridgeview Drive,  
Warrensburg,  
MO 64093-9301, USA  
Tel: +1-660-429-2165  
Fax: +1-660-429-1758

Website: [www.odysseyfactory.com](http://www.odysseyfactory.com)



WHY USE ODYSSEY BATTERIES?



## MOTORCYCLES

PC310 • PC535 • PC545 • PC680 • PC925



The ultimate battery for street cruising or long distance travelling. These dynamic power sources incorporate a rugged sealed design, combined with all the safety and vibration-resistant features you'd expect from the world's leading drycell battery.

### TYPICAL APPLICATIONS:

- Harley Davidsons
- Japanese & European models
- Racing bikes

## AUTO • CAR AUDIO

PC680 • PC925 • PC1200 • PC1500/34 • PC1500/34M  
PC1500/34-78 • PC1700 • PC1700/65 • PC2150/31



Serious power for the serious driver. Odyssey is the battery that pumps out instant power for unbeatable performance for both start-up power and in-car entertainment and sound systems. Because it has twice the power of other equally sized batteries, its lightweight and compact features mean it can neatly fit under a car seat or in the trunk.

### TYPICAL APPLICATIONS:

- Race cars, sports sedans, drag cars and taxis
- SUVs, light trucks and vans
- Police cruisers and ambulance vehicles
- SLI
- 4-wheel drive vehicles
- Car Audio

## PWC • ATV • SNOWMOBILES

PC545 • PC625 • PC680 • PC925



Reliable, versatile, high performance power - these features mean Odyssey batteries keep the action going at full throttle, time after time. If your passion is land, water or snow sports, make sure you choose Odyssey - the extreme battery for extreme sports.

### TYPICAL APPLICATIONS:

- Personal water crafts
- ATVs
- Snowmobiles
- Larger Motorcycles
- Ultralights and gyrocopters

## EXTREME VEHICLES

PC680 • PC1200 • PC1500/34 • PC1500/34M  
PC1500/34-78 • PC1700 • PC1700/65 • PC2150/31



High-powered action on the high seas, the race track and lots more besides. The Odyssey range provides all the power you need, at a fraction of the weight and size of conventional batteries. And when the going gets tough they just go on and on.

### TYPICAL APPLICATIONS:

- Cruisers/yachts
- Police and ambulance vehicles
- Construction vehicles

## MARINE

PC1200 • PC1500/34 • PC1500/34M • PC1500/34-78  
PC1700 • PC1700/65 • PC2150/31 • PC2250



Whether you're a professional seafarer or a weekend sailor, reliability and safety must be of prime importance... and there's no more reliable or safer power source than Odyssey.

### TYPICAL APPLICATIONS:

- General boating starting applications
- Cruisers/yachts
- Commercial vessels
- Trolling motors

## OTR • 4X4 OFF ROAD

PC1200 • PC1500/34 • PC1500/34M  
PC1500/34-78 • PC1700 • PC1700/65 • PC2150/31



Providing the muscle and 'superperformance' for very heavy duty applications, Odyssey is way out in front when it comes to superior cranking power and deep cycle ability.

### TYPICAL APPLICATIONS:

- SUVs and light trucks
- Farm equipment
- Heavy earth-moving equipment
- Campers
- Lawn & garden equipment
- Tractor trailers

